

ZTT GROUP

With decades of experience and a strong positioning in high-tech market segments, ZTT is active in the development, design, production, supply and installation of wide application ranges in telecom, energy, renewable energy, and marine system.

ZTT had been listed on the Shanghai Stock Exchange [stock code: 600522.SH] since Oct 24, 2002. ZTT broke the turnover of US7.84 billion in revenue in 2018. A large enterprise and global company whose trademark brand product of "ZTT", is regularly shipped to 147 countries, with overseas branch offices in 58 countries, registered subsidiaries in 5 countries, over 70 subsidiaries, 7 research & development centers and more than 15,000 employees. Product quality and innovation are the hallmarks of ZTT approach, in order to implement its global marketing strategy, ZTT has established strong relationships with the major global partners in all industries it operates in, realizing projects often customized according to customer specification for hundreds of global power utilities and telecom operators.

ZTT is committed to better your life. Therefore, ZTT has always paid great strategic attention to research & development with a view to providing with innovative solutions. ZTT will try efforts to be your best partner to realize your dreams, and achieve common values together with you.



Optic Fiber Cables



Company Profile

Your Partner in Cable



wq q= ~ÄäÉ=î ~ë =Éë í~Ääë ÜÉÇ=ää =NVVO~ã Ç=æ ë ì ÉÇ=ë íç Ää=ää =OMDK^ ë =ÜÉ=Ä~Ää Äç ä É=ç ÑÜ

ëiÄääÄ=Äçäë~ ä óI=çéíáÄ~ä=A~ÄäÉ=Äç éó=ã~áiÑ~ Äíi éÉë=wq q æ~ääâääÇë=çÑ=çéíáÄ~ä=A~ÄäK

t áíÜHÜÉ=ÇÉi ÉäçéäÉ ä í=çÑÉä íÉëéäéÉ =ëÄ~äÉ=äÇ =ÜÉ=Éñé~äéäçä çÑä~é äÉí=ëÄ~äÉI=ÜÉ=Ä~Ää

Ñ Äíç éó=Äç ä ä äë íë çÑÑí É=Çç ä Éë íáÄ~ä ~äç é=é èç Çì Áíáç ä =Ä~ë Éë =ã Ç=ë äñ=ç î Éëë É~Ñ Äíç éäÉ

c äí É=é èçÇì Áíáçä =Ä~ëÉë =éÉ=éÉéÉ Äíáí Éäó=ää~k~ ä íçäÖ =ÄáóI=V ~äÄÜÉäÖ=ÄáóI=Éä~ä =é èç íáä Ä

d ì ~ä ÖÇç ä Ö=é èç î ää ÄÉI~ä Ç=ç äÄÜì ~ä =é èç î ää ÄÉKq ÜÉ=ç î Éëë É~é èç Çì Áíáç ä =Ä~ë Éë =éÉ=ää

fä Çä=I_ ê=ò ääI=fä Çç ä Éë ä=I=çì ää ÉóI=j ç èç ÄÄç =äÇ=d Éëä ~ä óK^ ë =ÜÉ=ä ~äç é=Ä~ÄäÉ=é èçÇì Áíáç

Ä~ë ÉI~k~ ä íçäÖ =Ä~ëÉ =Äçäéäéé çÑÑíé ÑÄíçéäÉë =Ñé =ÜÉÉÉ=é èçÇì Áíáçä =é éíëWÄç ä í Éä íáçä ~ä

ééÉÄä~ä=äÇ =ç q qu =Ä~ÄäÉ Kq ÜÉ=ääì~ä =Ä~ë=Äáó=Ä~ä=éÉ=ÄÜPKRäääääçä~ä ääçäÉ íÉëë =çí~ä =Ñç

NQ=ëiÄéäÇä=éó=ÑÄíçéäÉë=çÑ=NN=èçÇì Áíáçä=Ä~ëÉ ë K

wq q æ =çéíáÄ~ä=A~ÄäÉ=Ü~î É=ÄÉÉä =ëçäÇ =ää=ç î Éë=ÜÉ=î çäÇI=äç éÉ=Ü~ä =NPU=Äçì ä íéäÉë I=äç

iÜ~ä=NOIMMMIMMIM=

wq q =Ä~ÄäÉë =Ü~î É=ÄÉÉä =í áÇÉäó =í ë ÉÇ=Äó =çÉäÉÄç ä ä ì ä ÄÄ~íáç ä =ä Ç=çç ì Éë=í é Éë=íç èë =ä

ç î Éë=ÜÉ=î çäÇI=ëiÄÜ =ë =çç~Ñä ÉI=äÉíéÄÜÉ =çÉäÉäçäI qÉäÉÑääÄ~I=bääë~I= çì óÖiÉ ë I=Klp

kÉíiäää =çèè ìI=b íäë~ä~íI=qI qI=q o r bI= ^qI=f bI=b Öóéí =çÉäÉÄçäI =ñ ~í~é=çÉäÉÄçäI =bäÉ ÄíéäÄó

s áÉíá~ä=Em`NIm`O~ãÇ=m`PFI=eh=m `` t~ãÇ=èç=çäK

wq q =Ä~ÄäÉë =Ü~î É=ÄÉÉä =í áÇÉäó =í ë ÉÇ=ää =í ~éäç ì ë =ÑÉäÇë I=ä ~ää äó =ää Ääí Çää Ö=ó ~ääì ~ó

j ç ÄääÉ=äÇ= ç ä ä ì ä ÄÄ~íáç ä =í é Éë=íç èë I=fä íÉää Éí=mèç î áÇÉëë I=p ì Äí ~óë I=j ää Éë I=p áÖä ~

^ Äéíäéíáçä ë I=íÜÉj äääí=éó=Ñç=ä~íáçä~ä=ÇÉÑäëÉF~äÇ=èç=çäK=

Type of Fiber Optic Cables

- Duct Cable
- Buried Cable
- Figure-8 Self-supporting Aerial Cable
- ADSS
- Micro Fiber and Cable
- Underwater Cable
- Ribbon Cable
- All Dry Cable
- Color Stripe Cable
- 3-Strand Light Short Span Aerial Cable
- Easy Branch Figure-8 Self-supporting Aerial Cable
- Lightning Protective Light Cable
- Flexible Loose Tube Cable
- FTTx Cable
- Flame-retardant Cable and Fire-resistance Cable
- Micro Bundle Cable
- Low Friction Drop Cable
- Invisible Drop Cable
- Anti-rodent or Anti-termite Cable
- Sewer Cable
- Pavement Cable
- Detection Cable
- Photoelectric Composite Cable

Typical Experiences



■ National Stadium (Bird's Nest)—Flame-resistance Cable



■ ICE-Figure-8 Self-supporting Cable



■ Congo River—Underwater Cable




■ HK PCCW —FTTx Cable

falesiasystemy



Duct Cable

Cross Section Drawing:



Characteristic and Application:

- S-Z stranded (up to 624 fibers) or central tube structure (up to 144 fibers)
- Metallic, non-metallic armored or unarmored
- Steel wire or FRP for center strength member
- Good water penetration, mechanical and environmental performance
- With simple structure easy to install
- PE or LSZH sheath materials
- In accordance with IEC, ITU and EIA standards

Typical Parameters:

Unarmored, loose tube stranded

Cable type	Fiber count	Nominal diameter (mm)	Nominal weight (kg/km)	Nominal pulling force (N)	Nominal crush resistance (N/10cm)
OFC-24-FD-S1	24	9.5	75	1000	1000
OFC-24-SD-S1	24	8.7	70	1500	1000

Metallic armored, loose tube stranded cable

Cable type	Fiber count	Nominal diameter (mm)	Nominal weight (kg/km)	Nominal pulling force(N)	Nominal crush resistance (N/10cm)
OFC-24-FStD-S1	24	10.7	115	1000	2000
OFC-24-SSiD-S1	24	9.9	110	1500	2000
OFC-24-FAiD-S1	24	10.5	95	1000	1500
OFC-24-SAiD-S1	24	9.7	90	1500	1500

Non-metallic armored, loose tube stranded cable

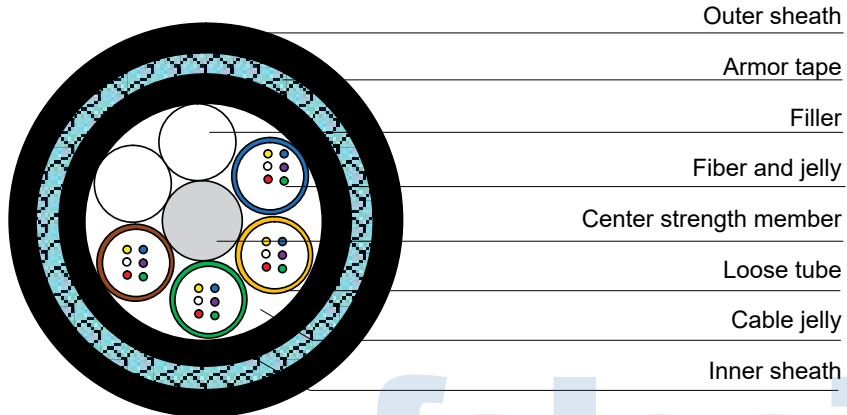
Cable type	Fiber count	Nominal diameter (mm)	Nominal weight (kg/km)	Nominal pulling force(N)	Nominal crush resistance (N/10cm)
OFC-24-FAD-S1	24	9.7	78	1500	1500
OFC-24-SAD-S1	24	8.9	72	2000	1500
OFC-24-FGD-S1	24	9.8	80	1500	1500
OFC-24-SGD-S1	24	9.0	73	2000	1500

Central tube structure cable

Cable type	Fiber count	Nominal diameter (mm)	Nominal weight (kg/km)	Nominal pulling force(N)	Nominal crush resistance (N/10cm)
OFC-24-CAD-S1	24	7.0	48	1000	1500
OFC-24-CGD-S1	24	7.0	50	1000	1500

Buried Cable

Cross Section Drawing:



Characteristic and Application:

- S-Z stranded (up to 624 fibers) or central tube structure (up to 144 fibers)
- Metallic or non-metallic armor providing good crush resistance
- Steel wire or FRP for center strength member
- Good water penetration, mechanical and environmental performance
- PE or LSZH sheath materials
- In accordance with IEC, ITU and EIA standards

Typical Parameters:

Metallic armored, loose tube stranded

Cable type	Fiber count	Nominal diameter (mm)	Nominal weight (kg/km)	Nominal pulling force (N)	Nominal crush resistance (N/10cm)
OFC-24-FStDB-S1	24	12.5	145	2000	3000
OFC-24-SStDB-S1	24	11.1	148	2000	3000
OFC-24-FAStDB-S1	24	13.5	175	2000	3000
OFC-24-SAStDB-S1	24	12.1	180	2000	3000

Non-metallic armored, loose tube stranded

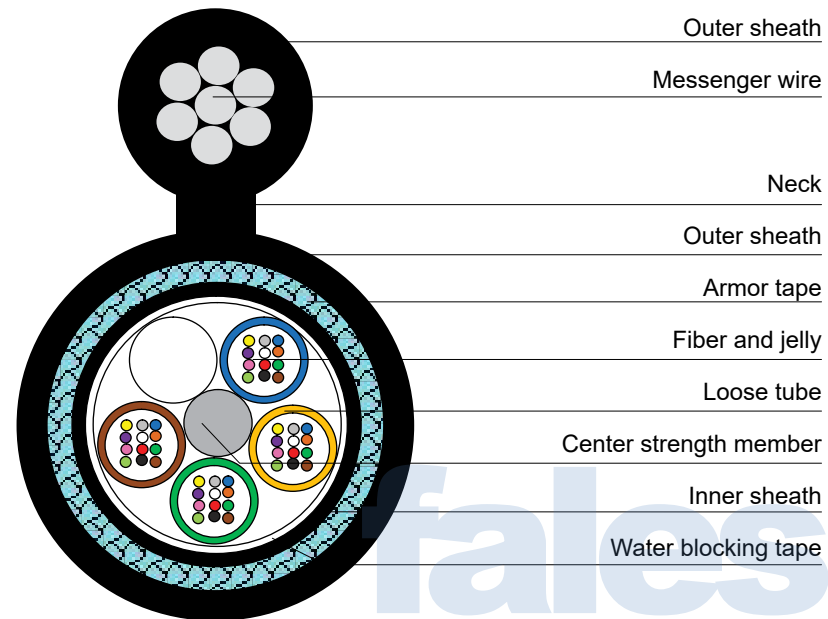
Cable type	Fiber count	Nominal diameter (mm)	Nominal weight (kg/km)	Nominal pulling force (N)	Nominal crush resistance (N/10cm)
OFC-24-FADB-S1	24	11.5	105	2000	3000
OFC-24-SADB-S1	24	10.1	90	2000	3000
OFC-24-FGDB-S1	24	11.6	106	2000	3000
OFC-24-SGDB-S1	24	10.2	92	2000	3000

Central tube structure

Cable type	Fiber count	Nominal diameter (mm)	Nominal weight (kg/km)	Nominal pulling force (N)	Nominal crush resistance (N/10cm)
OFC-24-CStSwDB-S1	24	10.2	120	1500	3000
OFC-24-CGDB-S1	24	8.4	65	1500	3000
OFC-24-CADB-S1	24	8.5	65	1500	3000

Figure-8 Self-supporting Aerial Cable

Cross Section Drawing:



Characteristic and Application:

- S-Z stranded (up to 312 fibers) or central tube structure (up to 144 fibers)
- Metallic, all-dielectric armored or unarmored
- Steel wire or FRP for center strength member
- The messenger wire can be steel wire or FRP
- Good water penetration, mechanical and environmental performance
- PE or LSZH sheath materials
- In accordance with IEC, ITU and EIA standards

Typical Parameters:

Unarmored, loose tube stranded

Cable type	Fiber count	Nominal diameter (W×H mm)	Nominal weight (kg/km)	Nominal pulling force (N)	Nominal crush resistance (N/10cm)
OFC-24-FSF-S1	24	9.1×16.6	135	3000	1500
OFC-24-SSF-S1	24	8.1×15.6	130	3000	1500

Metallic armored, loose tube stranded

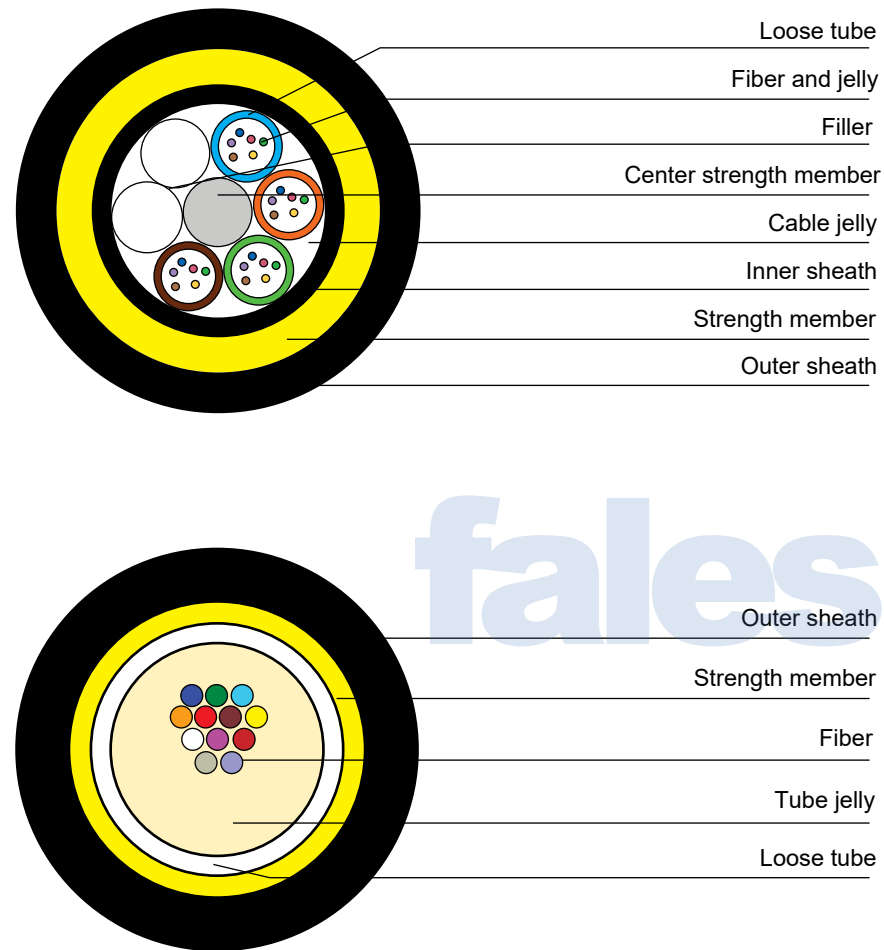
Cable type	Fiber count	Nominal diameter (W×H mm)	Nominal weight (kg/km)	Nominal pulling force (N)	Nominal crush resistance (N/10cm)
OFC-24-FStSF-S1	24	10.3×17.8	175	3000	2000
OFC-24-SStSF-S1	24	9.3×16.8	170	3000	2000
OFC-24-FAISF-S1	24	10.1×17.6	155	3000	2000
OFC-24-SAISF-S1	24	9.1×16.6	150	3000	2000

Central tube structure

Cable type	Fiber count	Nominal diameter (W×H mm)	Nominal weight (kg/km)	Nominal pulling force (N)	Nominal crush resistance (N/10cm)
OFC-24-CSF-S1	24	6.5×13.7	115	3000	1500
OFC-24-CStSF-S1	24	8.0×15.2	145	3000	2000
OFC-24-CAISF-S1	24	8.0×15.2	130	3000	1500

ADSS

Cross Section Drawing:



Characteristic and Application:

- ADSS are mainly installed at existing 220kV or lower voltage power lines.
- Layer or central tube design.
- Aramid yarn is used as the strength member to assure the tensile and strain performance, and Du Pont is our only partner.
- Outer sheath can be classified into PE and Tracking resistance PE to correspond the space potential below and more than 12kV.
- ADSS(stranded layer type)maximum fiber count: 312.
- ADSS(stranded layer type)maximum span can be up to 1500m.

Typical Parameters:

Stranded Layer Type

ZTT Standard	Weather conditions	Max Span (m)	RTS (kN)	MAT (kN)	Crush (N/10cm)	Weight (kg/km)		Diameter (mm)
						PE	AT	
OFC-24-FASA-S1	Temperature range: -40~+70°C Max.ice thickness: 5mm Max wind speed: 25m/s	100	8.5	3.4	2200	124	133	11.6
OFC-24-FASA-S1		200	15.3	6.1	2200	131	139	12.0
OFC-24-FASA-S1		300	20.4	8.2	2200	136	145	12.3
OFC-24-FASA-S1		400	25.5	10.2	2200	141	150	12.5
OFC-24-FASA-S1		500	30.6	12.2	2200	146	156	12.8
OFC-24-FASA-S1		600	39.1	15.6	2200	166	176	13.8
OFC-24-FASA-S1		700	45.9	18.4	2200	179	190	14.2
OFC-24-FASA-S1		800	52.7	21.1	2200	186	197	14.5
ADSS-24B1-900m		900	59.5	23.8	2200	192	204	14.8
OFC-24-FASA-S1		1000	66.3	26.5	2200	197	209	15.1
OFC-24-FASA-S1		1100	71.4	28.6	2200	202	214	15.3
OFC-24-FASA-S1		1200	76.5	30.6	2200	215	226	15.5
OFC-24-FASA-S1		1500	90.0	36.0	2200	230	245	16.1


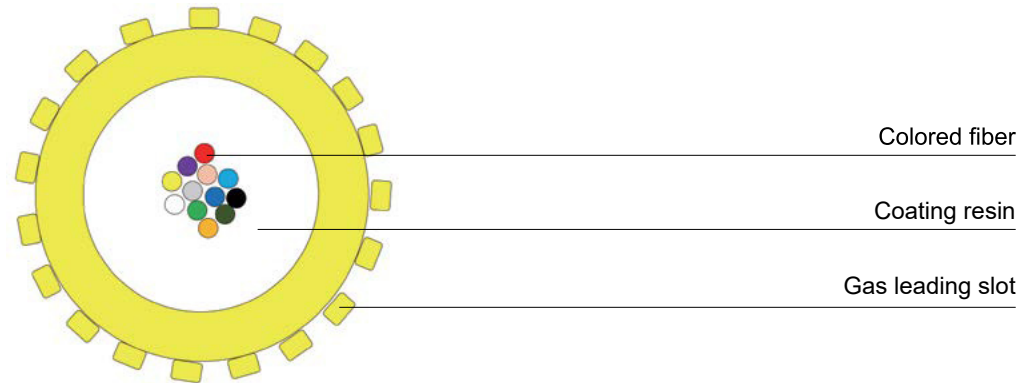
Central Tube Type

ZTT Standard	Weather conditions	Max Span (m)	RTS (kN)	MAT (kN)	Crush (N/10cm)	Weight (kg/km)		Diameter (mm)
						PE	AT	
OFC-24-CASA-S1	Temperature range: -40~+70°C Max.ice thickness: 5mm Max wind speed: 25m/s	50	5.0	2.0	2200	55	59	8.0
OFC-24-CASA-S1		100	7.5	3.0	2200	57	61	8.2
OFC-24-CASA-S1		200	12.5	5.0	2200	65	70	8.6

* The above designs are ZTT's typical options,and ZTT can provide any specific cable according to your requirement.

Micro Fiber and Cable

Cross Section Drawing:



Characteristic and Application:

- S-Z stranded (up to 288 fibers) or central tube structure (up to 96 fibers)
- Air blown fibers (2-12 fibers), outer surface promoting low-friction
- Aramid yarns, glass yarn or other reinforcement as strength member
- Light weight, small size, easy for blowing
- Saving the source of duct
- Good water penetration, mechanical and environmental performance
- PE, PA or LSZH sheath materials
- In accordance with IEC, ITU and EIA standards

Typical Parameters:

Blow fiber unit

Cable type	Fiber count	Nominal diameter (mm)	Nominal weight (kg/km)	Nominal pulling force (N)	Nominal crush resistance (N/10cm)
EPFU	2-12	1.1~1.8	2~4	15	200

Central tube structure

Cable type	Fiber count	Nominal diameter (mm)	Nominal weight (kg/km)	Nominal pulling force (N)	Nominal crush resistance (N/10cm)
OFC-48 -CAMD-S1	48	4.1	15	100	300

Loose tube stranded (PE sheath)

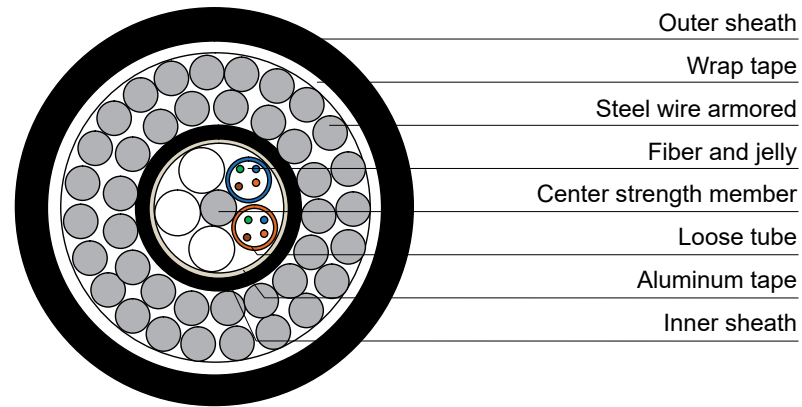
Cable type	Fiber count	Fiber type	Nominal diameter (mm)	Nominal weight (kg/km)	Nominal pulling force (N)	Nominal crush resistance (N/10cm)
OFC-24-FMD-S1	24	250±10µm	5.0	25	150	500
OFC-288 -FMD-S1	288	200±10µm	8.0	62	800	500
OFC-288 -FMD-S1	288	250±10µm	10.0	98	1500	700

Loose tube stranded (PA sheath)

Cable type	Fiber count	Fiber type	Nominal diameter (mm)	Nominal weight (kg/km)	Nominal pulling force (N)	Nominal crush resistance (N/10cm)
OFC-288-FMD-S6	288	200±10µm	8.0	66	800	500
OFC-288-FMD-S6	288	250±10µm	10.0	103	1500	700

Underwater Installation Cable

Cross Section Drawing:



Characteristic and Application:

- S-Z stranded (up to 216 fibers)
- Steel wire or FRP for center strength member
- Could be installed in the island, river or lake
- Could also be used for directly buried installation
- Good water penetration, mechanical and environmental performance
- In accordance with IEC, ITU and EIA standards

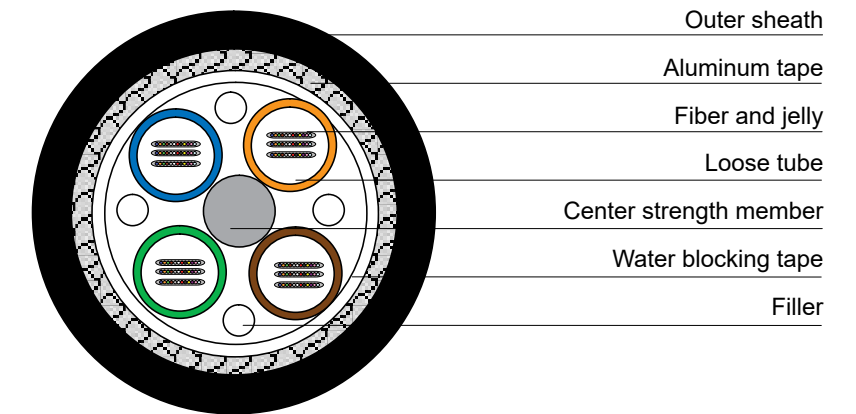
Typical Parameters:

Metallic armored, loose tube stranded

Cable type	Fiber count	Nominal diameter (mm)	Nominal weight (kg/km)	Nominal pulling force (N)	Nominal crush resistance (N/10cm)
OFC-24-FSwUW-S1	24	15.3	380	10000	5000
OFC-24-SSwUW-S1	24	15.7	410	10000	5000
OFC-24-FSw2UW-S1	24	18.9	800	20000	6000
OFC-24-SSw2UW-S1	24	19.3	860	20000	6000

Ribbon Cable

Cross Section Drawing:

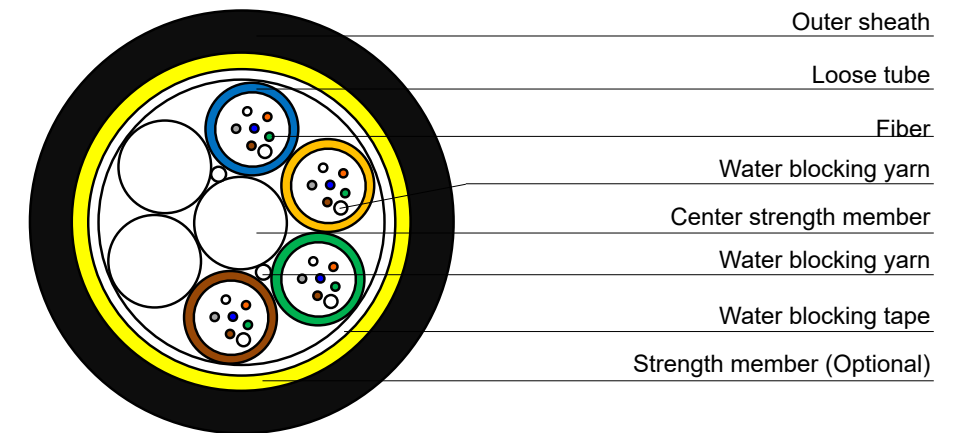


Characteristic and Application:

- S-Z stranded (up to 1152 fibers) or central tube structure (up to 576 fibers)
- Metallic, non-metallic armored or unarmored
- Steel wire or FRP for center strength member
- Good water penetration, mechanical and environmental performance
- PE or LSZH sheath materials
- In accordance with IEC, ITU and EIA standards

All Dry Cable

Cross Section Drawing:



Characteristic and Application:

- Gel-free cable core, using dry water-blocking material to provide good water resistance performance
- Convenient for installation, reduce cable preparation and installation time
- Speed fiber access and cleanup
- Reduce the number of tools required
- Metallic, non-metallic armored or unarmored
- Duct, directly bury or aerial installation

Typical Parameters:

Unarmored, loose tube stranded

Cable type	Fiber count	Nominal diameter (mm)	Nominal weight (kg/km)	Nominal pulling force (N)	Nominal crush resistance (N/10cm)
OFC-144-R-FD-S1	144	15.5	175	1500	1500
OFC-144-R-SD-S1	144	15.5	200	1500	1500

Metallic armored, loose tube stranded

Cable type	Fiber count	Nominal diameter (mm)	Nominal weight (kg/km)	Nominal pulling force (N)	Nominal crush resistance (N/10cm)
OFC-144-R-FAID-S1	144	16.5	205	1500	1500
OFC-144-R-FStD-S1	144	16.7	230	1500	2000
OFC-144-R-FStDB-S1	144	18.5	285	1500	3000
OFC-144-R-FAStD-S1	144	18.3	260	1500	3000

Non-metallic armored, loose tube stranded

Cable type	Fiber count	Nominal diameter (mm)	Nominal weight (kg/km)	Nominal pulling force (N)	Nominal crush resistance (N/10cm)
OFC-144-R-FAD-S1	144	15.7	180	2000	1500
OFC-144-R-FGD-S1	144	15.7	180	2000	1500

Central tube structure

Cable type	Fiber count	Nominal diameter (mm)	Nominal weight (kg/km)	Nominal pulling force (N)	Nominal crush resistance (N/10cm)
OFC-144-R-CStSwD-S1	144	15.0	280	1500	2000

Color Stripe Cable

Typical Parameters:

Duct

Cable type	Fiber count	Nominal diameter (mm)	Nominal weight (kg/km)	Nominal pulling force (N)	Nominal crush resistance (N/10cm)
OFC-24-FD-S1	24	9.5	70	1000	1000
OFC-24-FStD-S1	24	10.7	110	1000	2000
OFC-24-FAD-S1	24	9.7	74	1000	1000

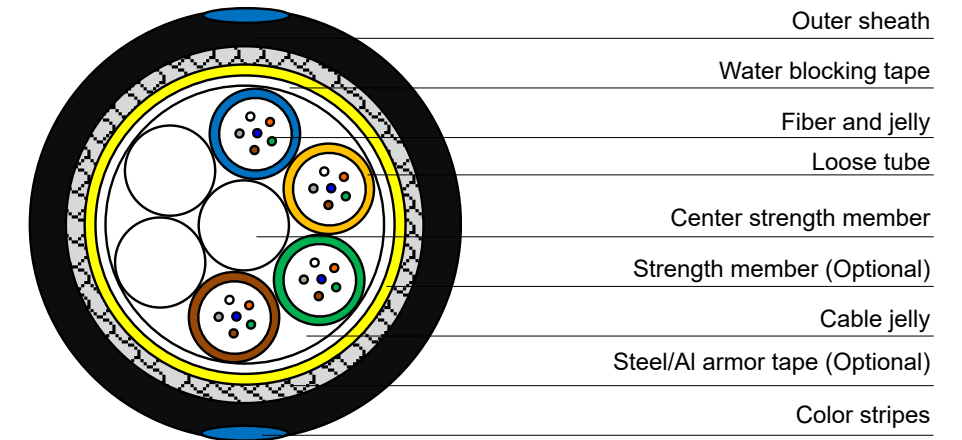
Directly bury

Cable type	Fiber count	Nominal diameter (mm)	Nominal weight (kg/km)	Nominal pulling force (N)	Nominal crush resistance (N/10cm)
OFC-24-FStDB-S1	24	13.5	155	2000	3000
OFC-24-FADB-S1	24	11.5	100	2000	3000

Aerial (According to different span and weather conditions)

Cable type	Fiber count	Nominal diameter (mm)	Nominal weight (kg/km)	Nominal pulling force (N)	Nominal crush resistance (N/10cm)
OFC-24-FASA-S1 (100m)	24	10.9	93	3000	2200
OFC-24-FSF-S1 (100m)	24	9.5*17.0	130	3000	2200

Cross Section Drawing:



Characteristic and Application:

- Easy to distinguish with color stripes along cable jacket
- Provide one or more stripes
- Provide color customized according to requirement
- Color stripe with ultraviolet resistant
- Metallic, non-metallic armored or unarmored
- Duct, directly bury or aerial installation

3-Strand Light Short Span Aerial Cable

Typical Parameters:

Duct

Cable type	Fiber count	Nominal diameter (mm)	Nominal weight (kg/km)	Nominal pulling force (N)	Nominal crush resistance (N/10cm)
OFC-24-FD-S1	24	9.5	75	1000	1000
OFC-24-FStD-S1	24	10.7	115	1000	2000
OFC-24-FAD-S1	24	9.7	78	1000	1000

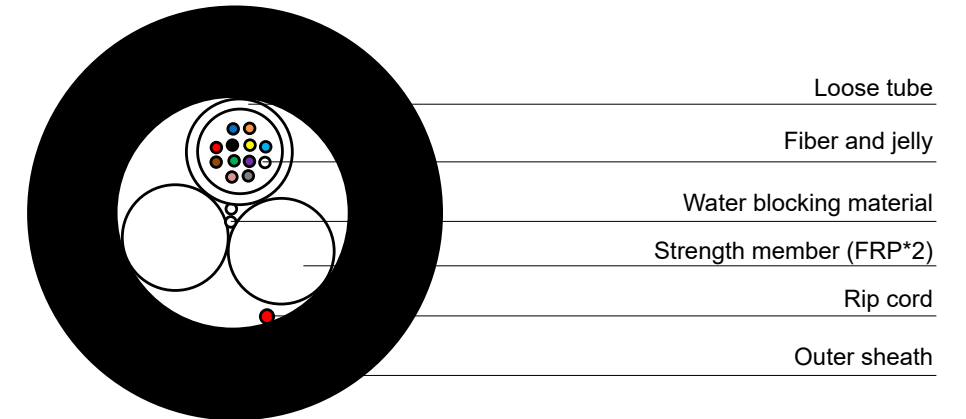
Directly bury

Cable type	Fiber count	Nominal diameter (mm)	Nominal weight (kg/km)	Nominal pulling force (N)	Nominal crush resistance (N/10cm)
OFC-24-FStDB-S1	24	13.1	145	2000	3000
OFC-24-FADB-S1	24	11.5	105	2000	3000

Aerial (According to different span and weather conditions)

Cable type	Fiber count	Nominal diameter (mm)	Nominal weight (kg/km)	Nominal pulling force (N)	Nominal crush resistance (N/10cm)
OFC-24-FASA-S1 (100m)	24	10.9	97	3000	2200
OFC-24-FSF-S1 (100m)	24	9.5*17.0	135	3000	2200

Cross Section Drawing:



Characteristic and Application:

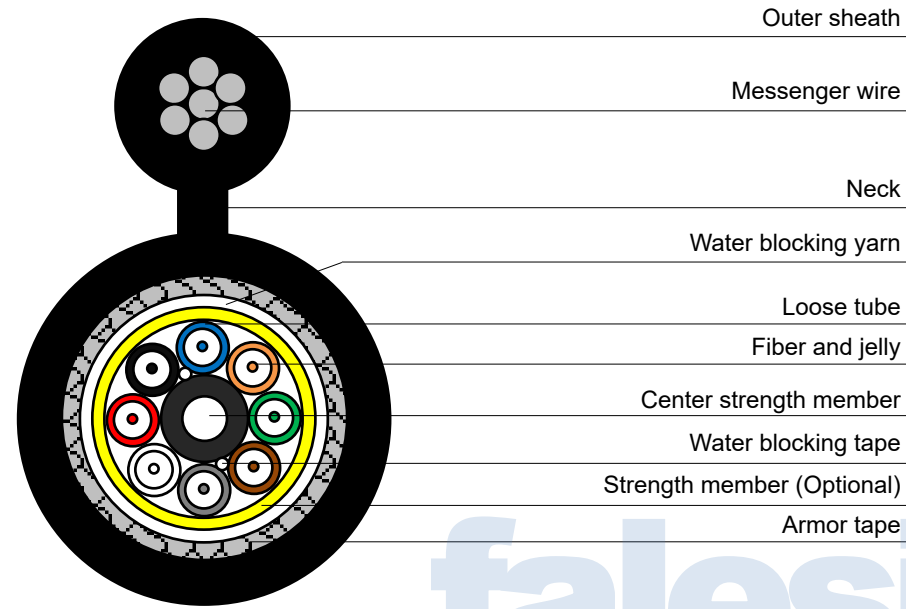
- Small size and light weight
- Two FRP as strength member to provide good tensile performance
- Gel filled or gel free, good waterproof performance
- Low price, high fiber capacity;
- Supply to Brazil more than 5000km;
- Applicable for short span aerial and duct installation

Typical Parameters:

Cable type	Fiber count	Nominal diameter (mm)	Nominal weight (kg/km)	Nominal pulling force (N)	Nominal crush resistance (N/10cm)
OFC-12-FSA-S1	12	7.2	47	1000	1000

Easy Branch Figure-8 Self-supporting Aerial Cable

Cross Section Drawing:



Characteristic and Application:

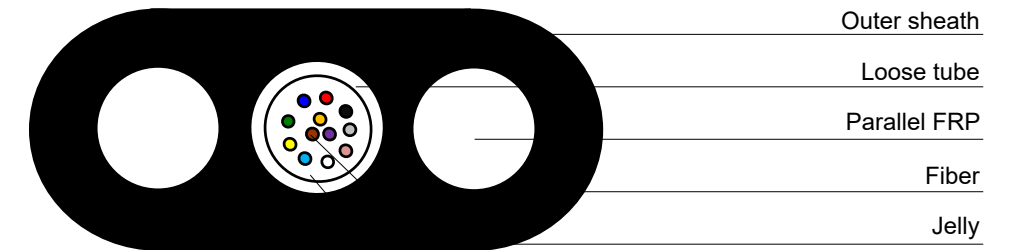
- One fiber per tube, easy to deploy
- S-Z stranded (up to 24 fibers)
- Optional notch opposite along sheath, convenience for cable stripe
- Supply to Indonesia more than 25000km;
- Applicable for self-supporting aerial installation

Typical Parameters:

Cable type	Fiber count	Nominal diameter (W*H mm)	Nominal weight (kg/km)	Nominal pulling force (N)	Nominal crush resistance (N/10cm)
OFC-8-FAAISA-S1	8	8.6*16.2	140	3000	2200
OFC-12-FAAISA-S1	12	10.2*17.8	160	3000	2200
OFC-24-FAAISA-S1	24	12.2*19.8	195	3000	2200

Lightning Protective Light Cable

Cross Section Drawing:



Characteristic and Application:

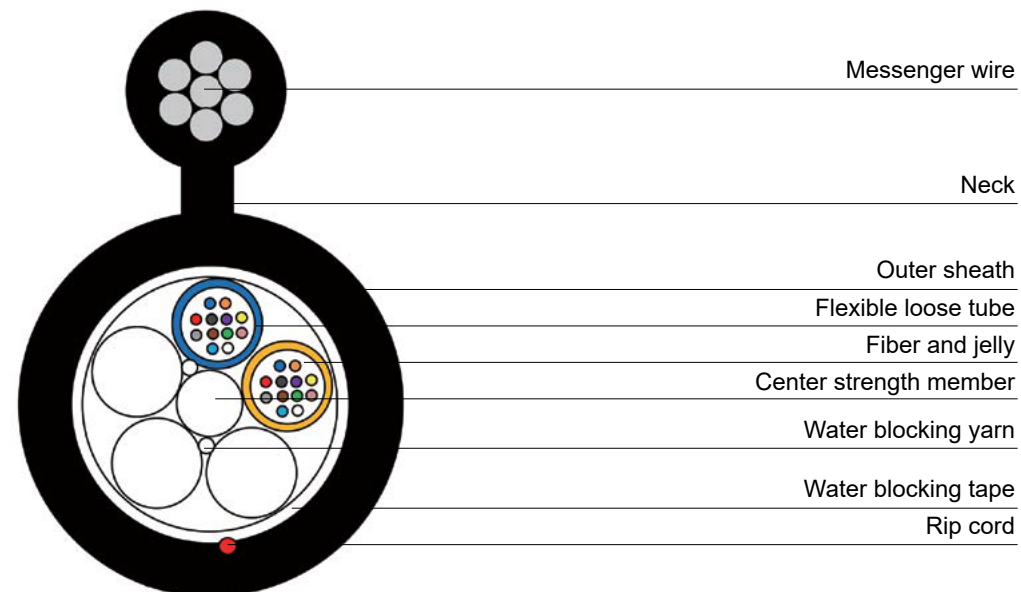

- Using nonmetal reinforcement, eliminate lightning hazards
- With light weight, suitable for laying different environment
- Prevent the birds peck, rodent resistance
- Production simplification, energy conservation and environment protection
- Applicable for short span aerial and duct installation

Typical Parameters:

Cable type	Fiber count	Nominal diameter (W*H mm)	Nominal weight (kg/km)	Nominal pulling force (N)	Nominal crush resistance (N/10cm)
OFC-12-CFSA-S1	12	4.1*8.1	36	1500	2000

Flexible Loose Tube Cable

Cross Section Drawing:



Characteristic and Application:

- The flexible loose tube could be stored in the joint box instead of only fibers to reduce fiber splice and installation time, easy to future maintenance.
- The loose tube excellent bending performance with a minimum bending radius $\leq 2 \times$ tube OD.
- Gel-filled or Gel-free for Flexible tube.
- S-Z stranded (up to 312 fibers) or central tube structure (up to 144 fibers)
- Good mechanical and environmental performance, consistent with common PBT loose tube structure.
- Applicable for duct, indoor and self-supporting installation

Typical Parameters:

ADSS Cable Type

Cable type	Max span (m)	Nominal diameter (mm)	Nominal weight (kg/km)	Nominal pulling force(N)	Nominal crush resistance (N/10cm)
OFC-48-FASA-S1	200	11.0	100	4500	1000

Duct and Direct Buried Cable Type

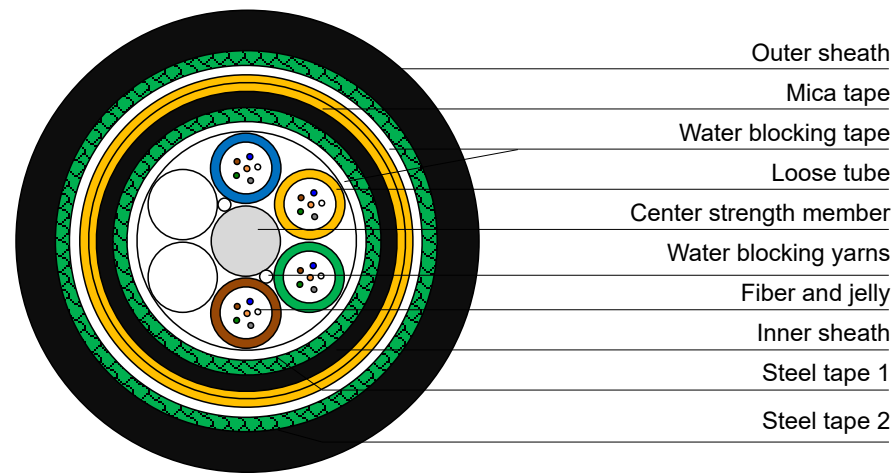
Cable type	Nominal diameter (mm)	Nominal weight (kg/km)	Nominal pulling force(N)	Nominal crush resistance(N/10cm)
OFC-48-FStD-S1	12.1	135	2700	2200

Figure 8 Aerial Cable Type

Cable type	Nominal diameter (mm) (W*H)	Nominal weight (kg/km)	Nominal pulling force(N)	Nominal crush resistance (N/10cm)
OFC-48-FSF-S1	9.1*16.1	128	2700	2000

Flame-retardant Cable and Fire-resistance Cable

Cross Section Drawing:



Characteristic and Application:

- Up to 312 fibers
- Good water penetration, mechanical and environmental performance
- Retardant PE or LSZH sheath materials
- Mica tape is optional
- In accordance with the standard IEC 60331 or IEC 60332

Typical Parameters:

Flame-retardant cable

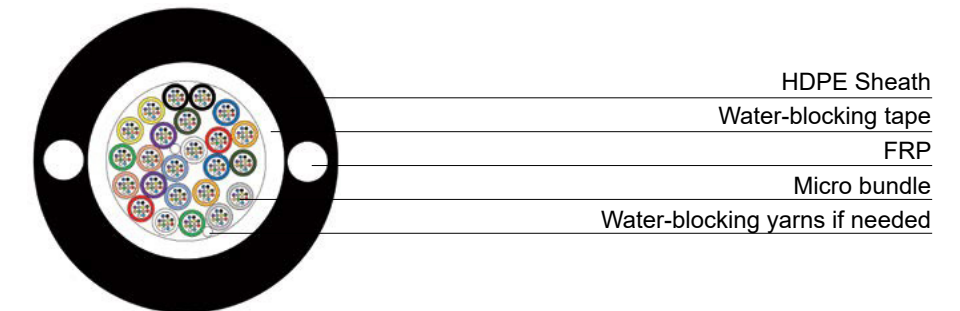
Cable type	Fiber count	Nominal diameter (mm)	Nominal weight (kg/km)	Nominal pulling force (N)	Nominal crush resistance (N/10cm)
OFC-24-FD-S3	24	10.1	105	1000	1000
OFC-24-SD-S3	24	10.1	100	1500	1000

Fire-resistance cable

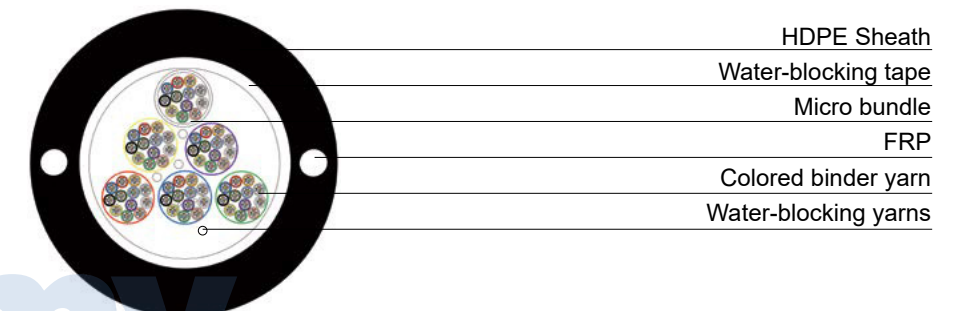
Cable type	Fiber count	Nominal diameter (mm)	Nominal weight (kg/km)	Nominal pulling force (N)	Nominal crush resistance (N/10cm)
OFC-24-SStMtStD-S3	24	17.3	345	2000	4000

Micro Bundle Cable-Duct(DiC)Type

Cross Section Drawing:



Drawing of duct cable up to 288Fo (Modularity 12)



Drawing of duct cable 432 to 864Fo (Modularity 12)

Characteristic and Application:

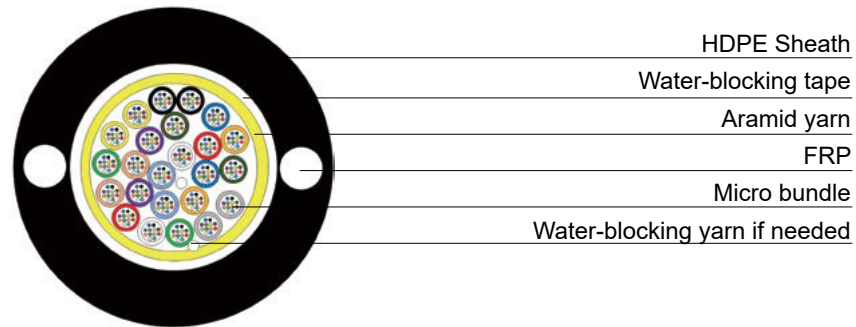
- Easy to access the fibers in micro bundles without any tools
- Gel-filled or Gel-free for micro tube with 12/6 fibers inside
- At least 2 parallel FRP as strength members (4 FRP also possible if needed)
- HDPE for outer sheath
- Good water penetration, mechanical and environmental performance
- In accordance with IEC,ITU and EIA standards

Typical Parameters:

Cable type	Fiber counts	Nominal OD(mm)	Nominal Weight (kg/km)	Pulling force(N)	Crush resistance (N/10cm)
OFC-24DiC(W)-D-S1	24(M12)	8.0	40	1000	2000
OFC-432DiC(W)-D-S1	432(M12)	17.4	191	2700	2000

Micro Bundle Cable-ADSS(FASA) Type

Cross Section Drawing:



Drawing of aerial cable 12 to 288Fo (Modularity 12)

Characteristic and Application:

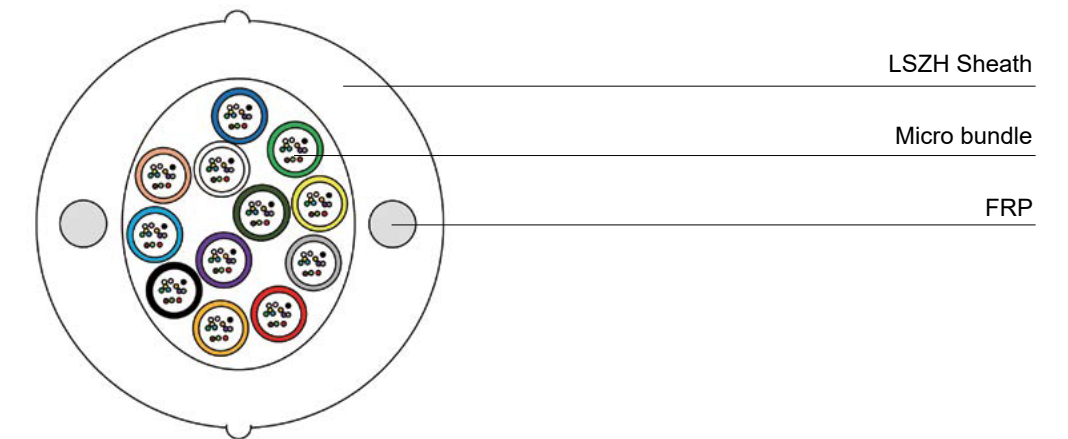
- Easy to access the fibers in micro bundles without any tools
- Gel-filled or Gel-free for micro tube with 12/6 fibers inside
- At least 2 parallel FRP as strength members (4 FRP also possible if needed)
- Aramid yarn
- HDPE for outer sheath
- Good water penetration, mechanical and environmental performance
- In accordance with IEC,ITU and EIA standards

Typical Parameters:

Cable Type	Fiber counts	Nominal OD(mm)	Nominal Weight (kg/km)	Pulling force(N)	Crush resistance (N/10cm)
OFC-24-FASA(W)-D-S1	24(M12)	8.8	48	1400	2000
OFC-144-FASA(W)-D-S1	48(M12)	9.2	54	1400	2000

Micro Bundle Cable-Indoor(Riser) Type

Cross Section Drawing:



Drawing of riser cable 12 to 288Fo (Modularity 12)

Characteristic and Application:

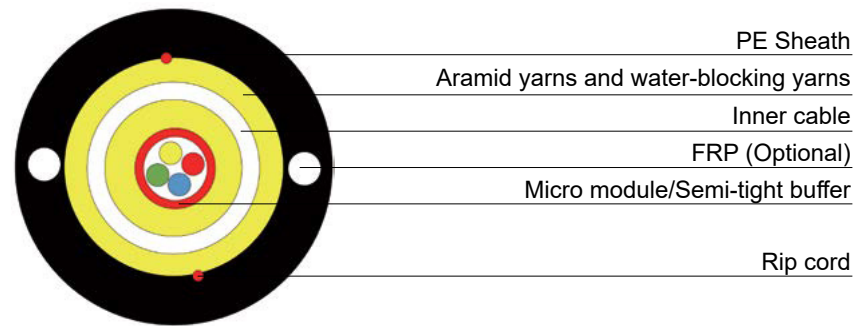
- Easy to access the fibers in micro bundles without any tools
- Micro tube with 12/6 fibers inside
- 2 parallel FRP as strength members
- LSZH for outer sheath
- Good mechanical and environmental performance
- In accordance with IEC,ITU and EIA standards

Typical Parameters:

Cable Type	Fiber counts	Nominal OD(mm)	Nominal Weight (kg/km)	Pulling force(N)	Crush resistance (N/10cm)
OFC-24-FASA(W)-D-S3	24(M12)	8.7	63	500	1000
OFC-144-FASA(W)-D-S3	48(M12)	11.5	104	500	1000

Micro Bundle Cable -Outdoor/Indoor Type

Cross Section Drawing:



Drawing of outdoor and indoor drop cable 1 to 4Fo

Characteristic and Application:

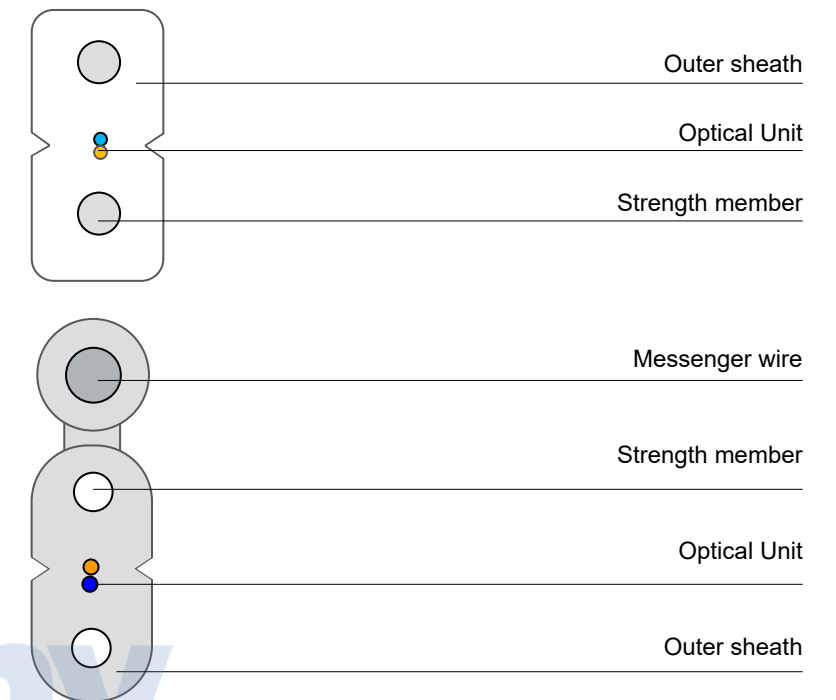
- Easy to access the fibers in semi-tight buffer(1FO) or micro module without any tools
- Micro module with 2/4 fibers, or semi-tight buffer with 1fiber inside
- 2 parallel FRP as strength members (Optional)
- LSZH for inner cable sheath, PE for outer sheath
- Good mechanical and environmental performance
- In accordance with IEC,ITU and EIA standards

Typical Parameters:

Cable Type	Fiber counts	Nominal OD(mm)	Nominal Weight (kg/km)	Pulling force(N)	Crush resistance (N/10cm)
OFC-1/2/4G.657A2-DC-S1	1/2/4	5.2	22	800	2000

Low Friction Drop Cable

Cross Section Drawing:



Characteristic and Application:

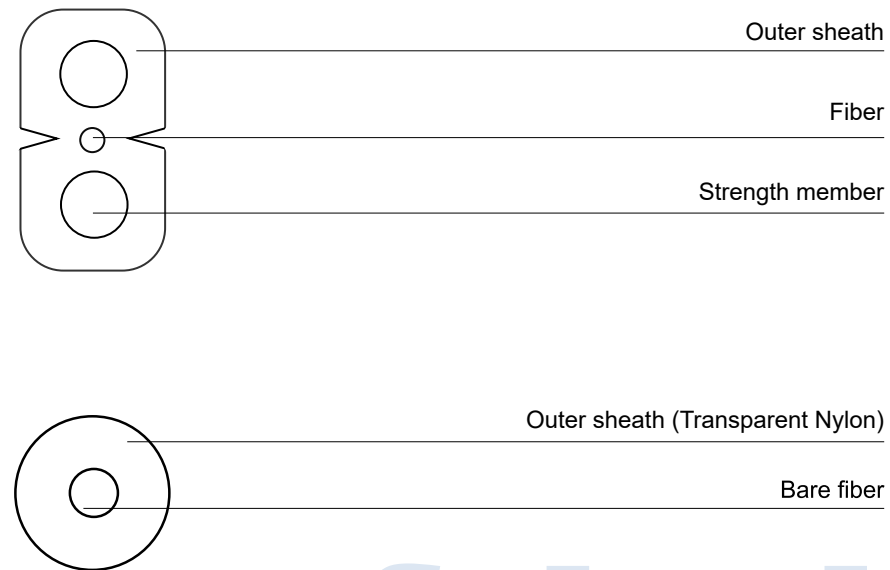
- Colored fiber used as optical unit
- Steel wire as strength member
- Low friction coefficient ≤ 0.25 for figure-8 drop cable, and low friction coefficient ≤ 0.15 for indoor drop cable
- Sheath color according to customer requirement
- Could be used for indoor/outdoor distribution
- Easy and convenience installation and connection
- Good flame retardant, mechanical and environmental performance
- In accordance with IEC,ITU and EIA standards

Typical Parameters:

Cable type	Fiber count	Nominal diameter (mm)	Nominal weight (kg/km)	Nominal pulling force (N)	Nominal crush resistance (N/10cm)
OFC-1-DC-S3	1	1.6*2.0	7	100	1000
OFC-1-FDC-S3	1	2.0*5.3	20	600	2200

Invisible Drop Cable

Cross Section Drawing:



Characteristic and Application:

- Installed cable almost undetectable to the casual observer
- Fast installation
- Apply to all kinds of indoor environment
- Cable with adhesive glue is against the wall tightly after construction, but it can be taken with strong strength and it's not easy to damage the lager area walls

Typical Parameters:

Round type

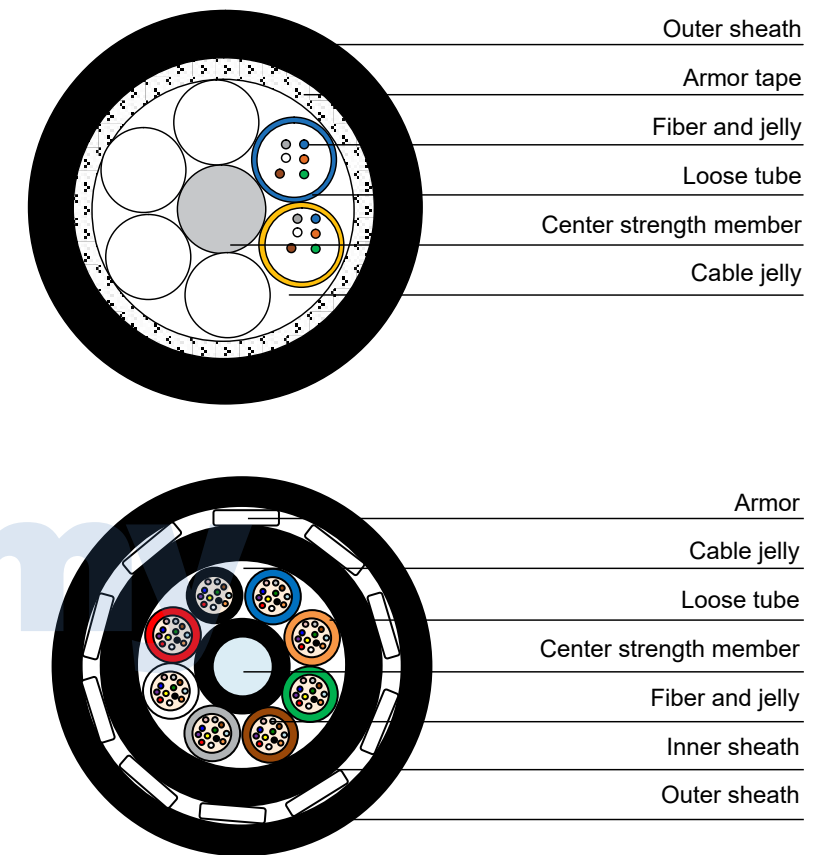
Cable type	Fiber count	Nominal diameter (mm)	Nominal weight (kg/km)	Nominal pulling force (N)	Nominal crush resistance (N/10cm)
OFC-1-DC-S6	1	0.9	0.9	4	10

Flat type

Cable type	Fiber count	Nominal diameter (mm)	Nominal weight (kg/km)	Nominal pulling force (N)	Nominal crush resistance (N/10cm)
OFC-1-DC-S3	1	2.0*3.0	9	80	1000

Anti-rodent or Anti-termite Cable

Cross Section Drawing:



Characteristic and Application:

- S-Z stranded (up to 624 fibers) or central tube structure (up to 144 fibers)
- Metallic, non-metallic armored or unarmored
- Steel wire or FRP for center strength member
- Good water penetration, mechanical and environmental performance
- Glass yarns, flat FRP or round FRP armor providing good anti-rodent performance
- Nylon sheath providing good anti-termite performance
- In accordance with IEC, ITU and EIA standards

Sewer Cable

Typical Parameters:

Anti-rodent or anti-termite additive material cable

Cable type	Fiber count	Nominal diameter (mm)	Nominal weight (kg/km)	Nominal pulling force (N)	Nominal crush resistance (N/10cm)
OFC-24-FD-S1	24	9.5	80	1000	1500

Steel tape armored anti-rodent cable

Cable type	Fiber count	Nominal diameter (mm)	Nominal weight (kg/km)	Nominal pulling force (N)	Nominal crush resistance (N/10cm)
OFC-24-SStD-S1	24	9.7	108	2000	2000

Glass yarns armored anti-rodent cable

Cable type	Fiber count	Nominal diameter (mm)	Nominal weight (kg/km)	Nominal pulling force (N)	Nominal crush resistance (N/10cm)
OFC-24-FGD-S1	24	10.3	95	2000	2000
OFC-24-SGD-S1	24	9.1	90	2000	2000

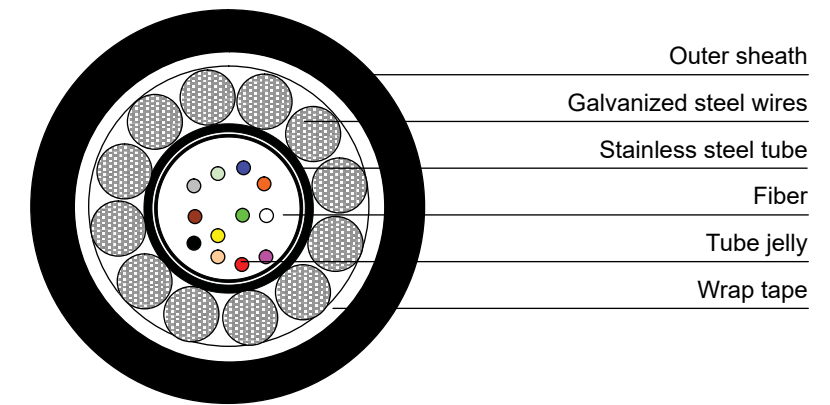
FRP armor anti-rodent cable

Cable type	Fiber count	Nominal diameter (mm)	Nominal weight (kg/km)	Nominal pulling force (N)	Nominal crush resistance (N/10cm)
OFC-24-FGDB-S1(Flat)	24	13.5	170	4000	3000
OFC-24-FGDB-S1(Round)	24	15.8	220	4000	3000

Nylon sheath anti-termite cable

Cable type	Fiber count	Nominal diameter (mm)	Nominal weight (kg/km)	Nominal pulling force (N)	Nominal crush resistance (N/10cm)
OFC-24-FD-S6	24	10.2	90	1000	2000

Cross Section Drawing:



Characteristic and Application:

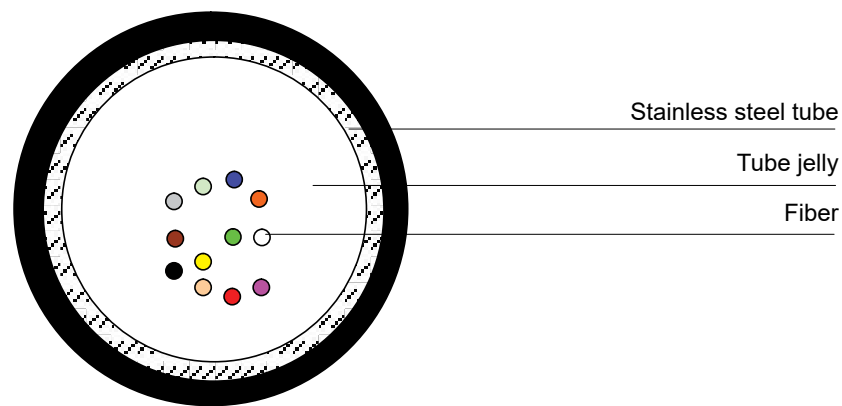
- Up to 96 fibers
- Good water penetration, mechanical and environmental performance
- Good corrosion resisting, anti-rodent and anti-insect performance
- In accordance with IEC, ITU and EIA standards

Typical Parameters:

Cable type	Fiber count	Nominal diameter (mm)	Nominal weight (kg/km)	Nominal pulling force(N)	Nominal crush resistance (N/10cm)
OFC-24-CPSwD-S1	24	7.8	175	3000	6000

Pavement Cable

Cross Section Drawing:



Characteristic and Application:

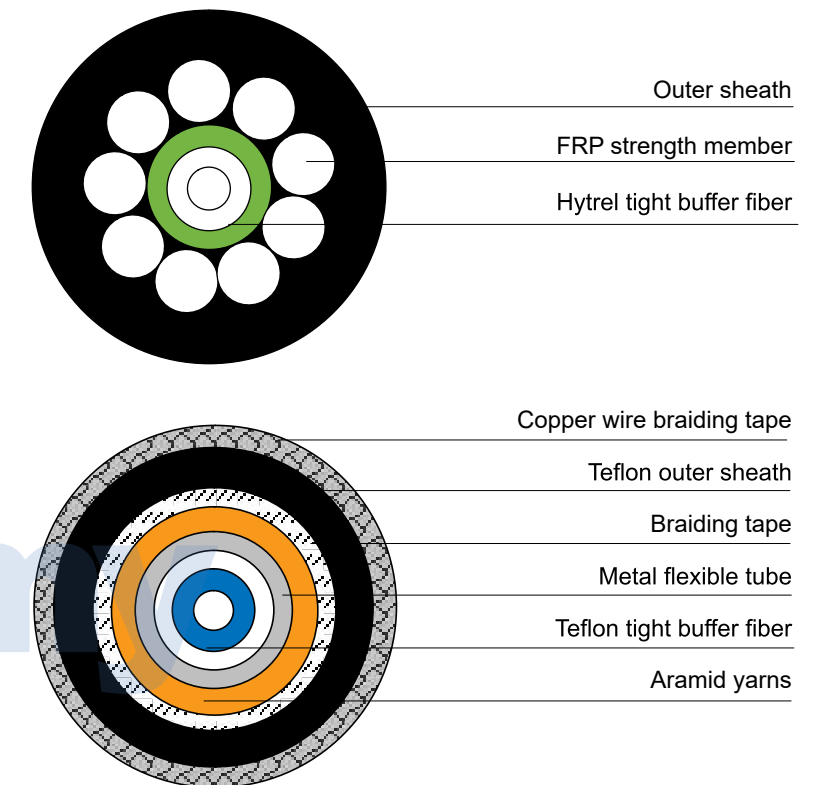
- Up to 96 fibers
- Good water penetration, mechanical and environmental performance
- Good crush resistance for concrete road embedding installation with low depth of digging
- In accordance with IEC, ITU and EIA standards

Typical Parameters:

Cable type	Fiber count	Nominal diameter (mm)	Nominal weight (kg/km)	Nominal pulling force(N)	Nominal crush resistance (N/10cm)
OFC-24-CPD-S1	24	4.8	30	500	2000

Detection Cable

Cross Section Drawing:

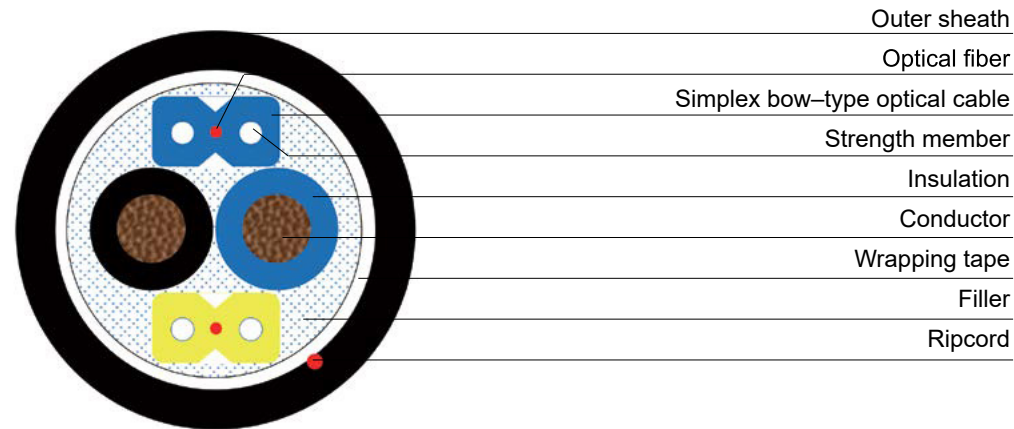


Characteristic and Application:

- Detect the point of continuity; comprehensively detect the various points of the object.
- Anti-high pressure and strong electromagnetic fields, radiation-resistant; can be used in a variety of hazardous working environments.
- Simple to install, and can be used in various occasions for a long time.
- Has a good performance of lateral compression resistance.
- Used for stress sensing of dams, bridges and high buildings to prevent building collapse.
- Used for the temperature and pressure measurement of oil wells and coal mines.
- Used for the temperature monitoring and detection of power plants and substations.
- Used for monitoring cables and transmission lines.

Optical and Electrical Composite Cable-RRU/BBU Connect Cable

Cross Section Drawing:



Characteristic and Application:

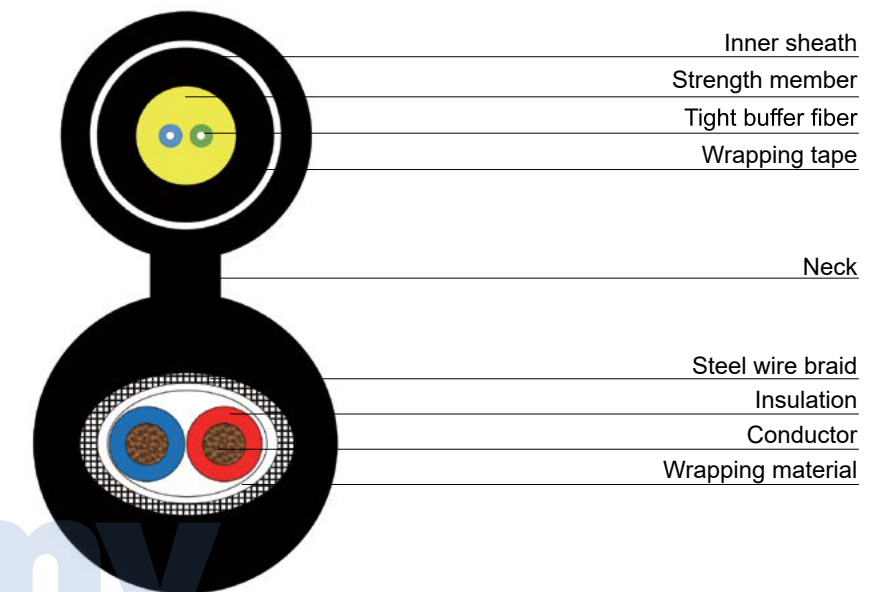
- Optical and electric hybrid cable
- LSZH or PVC outer sheath with good Flame retardant performance
- Good water penetration, mechanical and environmental performance
- In accordance with IEC, ITU and GB standards

Typical Parameters:

Cable Type	Simplex bow-type optical cable	Sub-power cable unit	Outer sheath diameter	Tensile strength	Crush resistance (N/10cm)
1P1F-GDVV 2G.657A2 (Bowtype)+ 2×1.5mm ² (RV)	2.1(±0.1)*1.6(±0.1) mm	1.6mm	9.0mm	600/300	2200/1100

Optical and Electrical Composite Cable-Cabinet Internal Cable

Cross Section Drawing:



Characteristic and Application:

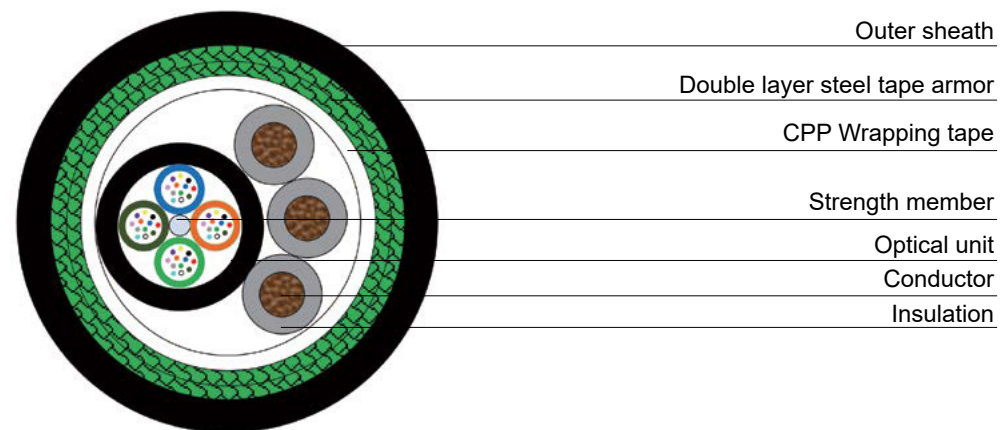
- Figure-8 shaped structure, providing excellent peeling performance
- Good Flame retardant performance
- Suitable for indoor and outdoor cabinet internal wiring
- Optical unit with good water penetration performance
- Optical and electric unit separated to each other and easy to install

Typical Parameters:

Cable Type	Sub-optical cable unit	Sub-power cable unit	Cable diameter	Tensile strength	Crush resistance (N/10cm)
OPLC-14AWG* 2+2G.657A2	4.8±0.2mm	3.0±0.2mm	(8.8±0.5)mm *(16.8±0.5)	1000	2000

Optical and Electrical Composite Cable-Smart Grid Cable

Cross Section Drawing:



Characteristic and Application:

- Small dimension, light weight
- Good bending performance and pressure resistance;
- Optical and electric transmission technology to solve the problem of electricity consumption in network construction.

Typical Parameters:

Cable Type	Sub-optical cable unit	Sub-power cable unit	Cable diameter	Tensile strength	Crush resistance (N/10cm)
OPLC-VV22-0.6/1 3×2.5+CTG-24B1	5.6±0.2mm	3.4±0.2mm	16.9±0.5mm	1000	2000



ZTT has established a complete, advanced quality inspection center of controlling raw materials and products quality. To ensure high quality of fiber optic cables, ZTT always selects raw materials of international and domestic brands. ZTT also has received authentications of ISO9001, ISO14001 and OHSAS 18001.

Excellent Test Facilities



ZTT has passed the tests by authoritative institutions at home and abroad. The authoritative institutions include Quality Supervision & Inspection Center of Optical Communication Products, Ministry of Information Industry of P.R.C, Shanghai Electric Cable Research Institute, State Grid Electric Power Research Institute.

References

Overseas Reference

Country	Total length
Thailand	325898 km
Vietnam	222879 km
Brazil	200479 km
Mexico	135230 km
France	84174 km
Indonesia	72123 km
Hongkong	57577 km
Germany	42977 km
Chile	33723 km
Egypt	32559 km

Reference in China

Country	Total length	Consumer
China	3000000 km	China Telecom
China	4700000 km	China Mobile
China	1000000 km	China Electricity
China	700000 km	China Unicom
China	400000 km	China Sarft
China	100000 km	China Railway